








Elements/ Principles of Art

Using the elements and principles that have been looked at in class create an artwork.

Colour
Texture
Line
Value/Tone
Shape
Pattern

Elements of Art

These are the basic elements that are used by Artists in creating Art; they are what you use to create an aesthetically pleasing work. When we make Art, we need to understand and apply these seven Elements of Art.

	<p>Line</p> <p>A mark made by a pointed tool such as a brush, pen or stick; a moving point.</p>
	<p>Shape</p> <p>A flat, enclosed area that has two dimensions, length and width. Artists use both geometric and organic shapes.</p>
	<p>Color</p> <p>Is one of the most dominant elements. It is created by light. There are three properties of color; Hue (name,) Value (shades and tints,) and Intensity (brightness.)</p>
	<p>Value</p> <p>Degrees of lightness or darkness. The difference between values is called value contrast.</p>
	<p>Form</p> <p>Objects that are three-dimensional having length, width and height. They can be viewed from many sides. Forms take up space and volume.</p>
	<p>Texture</p> <p>Describes the feel of an actual surface. The surface quality of an object; can be real or implied.</p>
	<p>Space</p> <p>Is used to create the illusion of depth. Space can be two-dimensional, three-dimensional, negative and/or positive.</p>

Find an object and do a still life drawing

(a still life drawing is of inanimate objects , fruit, vases, tea pots, cut flowers, random objects)



You must use your contour drawing to create your original image.
Then make sure there are sections in the image
In each different section add an element or principle of design

Like the example



Fill your page in your VAPD ☺